


1.5mm Wafer Single Row Straight & R/A SMD Type.

WFRSM15-XX
WFSM15-XX


WFVSM15-XX-CR
Blank: Standard Type
CR: Cap and Tape&Reel
No. Of Contacts (2 To 13 Ways)
SM: SMD Type
V: Straight, R: R/A Type



1.5mm Double row Vertical SMT Type


WF1DVSM15-20T-LK

With Lock
G:Gold Plated T: Tin Plated
No. Of Positions
D1VSM: Double Row Vertical SMT Type




2.00mm Housing Single Row Connector.

HA20-XX
No. Of Contacts (2 To 20 Ways)
A: Single Row
Housing Type




2.00mm Housing Double Rows Connector.

HB20-XX
No. Of Contacts (4 To 40 Ways)
B: Double Rows
Housing Type



2.00mm Housing Single Row Connector.


HJ20-XX
No. Of Contacts (2 To 15 Ways)
HJ: Single Row
Housing Type



2.00mm Wafer Single Row Straight & R/A Dip Type.

WFRJ20-XX
WFVJ20-XX


WFRJ20-XX
WFVJ20-XX
No. Of Contacts (2 To 15 Ways)
VJ: Straight Type
RJ: R/A Type



2.00mm Wafer Single Row Straight & R/A Dip Type.


WFRJ20-XX
WFVJ20-XX

WFRJ20-XX
WFVJ20-XX
No. Of Contacts (2 To 15 Ways)
VJ: Straight Type
RJ: Right Angle Type




2.0mm Wafer Straight SMT Type Series

WF2VSM20-XX
No. Of Contacts (2 ~15pin)
VSM: Straight
SMT: SMT Type



2.00mm Wafer Single Row Right Angle SMD Type.


WFRSM20-XX
No. Of Contacts (2 To 10 Ways)
SM: SMD Type
RJ: R/A Type



2.00mm Wafer Double Rows Straight & R/A Dip Type.

WFRDJ20-XX
WFDVJ20-XX

WFRDJ20-XX
WFDVJ20-XX
No. Of Contacts (6 To 32 Ways)
SJ: Straight Type
RJ: Right Angle Type
Double Rows




2.0mm Double row Vertical SMT Type

WFDVSM20-XXG-CR
CR: Cap+Tape & Reel
G: Gold Plated T: Tin Plated
No. Of Positions
DVSM: Double Row Vertical SMT Type




2.0mm Double row Vertical SMT Type

WFDVSM20-XXT-LK
With Lock
G: Gold Plated T: Tin Plated
No. Of Positions
DVSM: Double Row Vertical SMT Type



**HJD20-XX Series:
2.00mm Housing Double Rows**


HJD20-XX
No. Of Contacts (6 To 32 Ways)
Double Rows
HJ: Double Rows
Housing Type



2.00mm Housing Single Row Straight & R/A Board-In Type

H20-XX
HR20-XX


H20-XX
HR20-XX
No. Of Contacts (2 To 16 Ways)
H: Straight Type
HR: Right Angle Type



2.50mm Wafer Single Row Straight & R/A Dip Type.

WFR25-XX
WFV25-XX

WFR25-XX
WFV25-XX
No. Of Contacts (2 To 20 Ways)
V: Straight Type
R: Right Angle Type



2.50mm Housing Single Row Connector.


HB25-XX
No. Of Contacts (2 To 20 Ways)
HB: Housing Type



2.5mm Nono-fit Double Row R/A Type Wafer

WFVSM25-XXX-X-LK-XX


- BK:Black WH:White With Lock
- A Key(only black)
- B Key(only white)
- G:Gold Plated T: Tin Plated
- No. Of Positions
- R:R/A Dip Type
- RSM:R/A SMT Type



2.5mm Nono-fit Double Row Vertical Type Wafer

WFVSM25-XXX-X-LK-XX

- BK:Black WH:White With Lock
- A Key(only black)
- B Key(only white)
- G:Gold Plated T: Tin Plated
- No. Of Positions
- V: Straight Dip Type
- VSM: Vertical SMT Type




2.50mm Wafer Single Row Straight & R/A Dip Type.

WFREH25-XX

WFVEH25-XX

WFVEH25-XX


- No. Of Contacts (2 To 15 Ways)
- VEH: Straight Type
- REH: Right Angle Type



2.50mm Housing Single Row Connector.

HEH25-XX


- No. Of Contacts (2 To 15 Ways)
- HEH: Housing Type



2.5mm Nono-fit Single Row R/A Type Wafer

WFRA25-XXX-X-LK-XX


- BK:Black WH:White With Lock
- A Key(only black)
- B Key(only white)
- G:Gold Plated T: Tin Plated
- No. Of Positions
- R:R/A Dip Type
- RSM:R/A SMT Type



2.5mm Nono-fit Single Row Straight Type Wafer

WFVA25-XXX-X-LK-XX

- BK:Black WH:White With Lock
- A Key(only black)
- B Key(only white)
- G:Gold Plated T: Tin Plated
- No. Of Positions
- V: Straight Dip Type
- VSM: Vertical SMT Type




2.50mm Wafer Single Row Straight & R/A Dip Type.

WFRJ25-XX

WFVJ25-XX

WFVJ25-XX


- No. Of Contacts (2 To 20 Ways)
- VJ: Straight Type
- RJ: Right Angle Type



2.50mm Housing Single Row Connector.

HJ25-XX

- No. Of Contacts (2 To 20 Ways)
- HJ: Housing Type




2.50mm Wafer Single Row Straight & R/A Dip Type.

WFRM25-XX

WFVM25-XX

WFVM25-XX


- No. Of Contacts (2 To 15 Ways)
- VM: Straight Type
- RM: Right Angle Type



2.50mm Housing Single Row Connector.

HM25-XX


- No. Of Contacts (2 To 15 Ways)
- HM: Housing Type



2.54mm Housing Single Row Connector.

HA254-XX


- No. Of Contacts (1 To 40 Ways)
- A: Single Row
- Housing Type



2.54mm Housing Double Rows Connector.

HB254-XX

- No. Of Contacts (4 To 80 Ways)
- B: Double Rows
- Housing Type




2.50mm Housing Single Row Straight & R/A Board-In Type

H25-XX

HR25-XX

H25-XX

- No. Of Contacts (2 To 16 Ways)
- H: Straight Type
- HR: Right Angle Type




2.50mm Wafer Single Row Straight & R/A Dip Type.

WF1V25-XX-BK

WF1R25-XX-BK

WF1V25-XX-BK

- BK: Black
- Blank: Standard Type
- No. Of Contacts (2 To 10 Ways)
- V: Straight Type
- R: R/A Type




2.54mm Pocket Header Single Row Straight & R/A Dip Type.

WF2R254-XX

WF2V254-XX

WF2V254-XX


- No. Of Contacts (2 To 12 Ways)
- V: Straight Type
- R: Right Angle Type



2.54mm Housing Single Row Connector.

HC254-04


- No. Of Contacts (4 Ways Only)
- H: Single Row
- Housing Type



2.54mm Wafer Single Row Straight R/A & Reverse R/A Dip Type.


WFR254-XX
WFR254-XX
WFR254-XX
WFR254-XX

WFV254-XX
No. Of Contacts (2 To 20 Ways)
V: Straight Type
R: R/A Type
RR: Reverse R/A Type



2.54mm Housing Single Row Connector.


H254-XX
No. Of Contacts (2 To 20 Ways)
H: Housing Type



2.54mm IDC Connector Plug Dip Type.


SMD Type
Dip Type

WFAPSM254-XX-BK
Blank: Standard (Red Color)
BK: Black, WH: White
No. Of Contacts (4 To 26 Ways)
SM: SMD Type, Blank: Dip Type
Plug Type




2.54mm PCB Connector Socket Straight Dip Type.

WFAV254-XX-BK
Blank: Standard (Red Color)
BK: Black, WH: White
No. Of Contacts (4 To 26 Ways)
Straight Type



2.54mm Wafer Single Row Straight Dip Type.

WF1V254-XX-XX
Blank: Black(Standard)
No. Of Contacts (2 To 20 Ways)
1V: Single Row Straight Type
1R: Single Row R/A Type



2.54mm Wafer Double Rows Straight Dip Type.


With Key

WFDV254K-XX-XX
Blank: Black(Standard)
No. Of Contacts (4 To 40 Ways)
Blank: W/O Key, K: With Key
DV: Double Row Straight Type
DR: Double Row R/A Type




3.00mm Plug Housing Single Row Connector.

HPA30-XX-01
Blank W/Mounting Ear
01: W/O Mounting Ear
No. Of Contacts (2 To 12 Ways)
Plug Housing Single Row




3.00mm Socket Housing Single Row Connector.

HSA30-XX
No. Of Contacts (2 To 12 Ways)
Socket Housing Single Row




2.54mm PCB Connector Socket SMD Type

WFSM254-XX-BK
Blank: Standard (Red Color)
BK: Black, WH: White
No. Of Contacts (4 To 26 Ways)
SMD Type




2.54mm IDC Connector Paddle Board Type.

IDC254A-XX-BK
Blank: Standard (Red Color)
BK: Black, WH: White
No. Of Contacts (4 To 26 Ways)
2.54mm Paddle Board Type




3.00mm Plug Housing Double Rows Connector.

HPD30-XX
No. Of Contacts (2 To 24 Ways)
Plug Housing Double Rows




3.00mm Socket Housing Double Rows Connector.

HSD30-XX
No. Of Contacts (2 To 24 Ways)
Socket Housing Double Rows




2.54mm PCB Connector Socket Right Angle Dip Type

WFAR254-XX-BK
Blank: Standard (Red Color)
BK: Black, WH: White
No. Of Contacts (4 To 26 Ways)
Right Angle Type



2.54mm IDC Connector Plug On Wire Type.


WFA254-XX-BK
Blank: Standard (Red Color)
BK: Black, WH: White
No. Of Contacts (4 To 26 Ways)
Plug On Wire Type



3.00mm Wafer Double Rows Straight SMD & Dip Type.

SM Type
A Type
Blank Type
01 Type

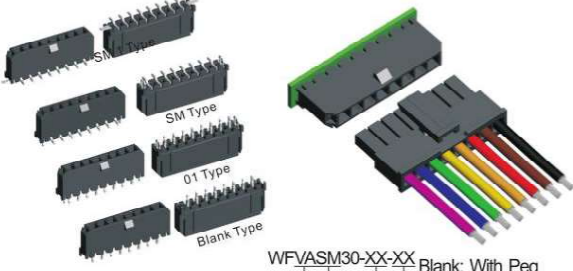
WFDVSM30-XX-XX
Blank: With Peg
A: With Board Lock
No. Of Contacts (2 To 24 Ways)
SM: SMD Type
SM1: Sm1 Type
Double Rows Straight



3.00mm Wafer Double Rows R/A SMD & Dip Type.

SM1 Type
SM2 Type
A Type
Blank Type
01 Type

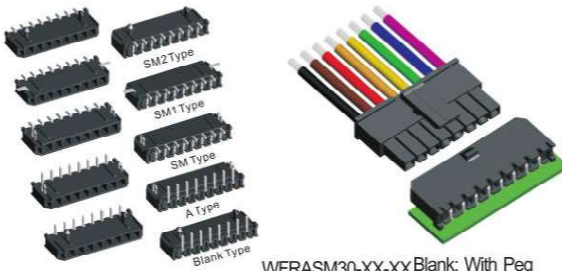
WFDVSM30-XX-XX
Blank: With Peg
A: With Board Lock
No. Of Contacts (2 To 24 Ways)
SM: SMD Type
SM1: Sm1 Type
SM2: Sm2 Type
Double Rows R/A Type



3.00mm Wafer Single Row Straight SMD & Dip Type.

SM Type
01 Type
Blank Type


WFVASM30-XX-XX
Blank: With Peg
01: With Board Lock
No. Of Contacts (2 To 12 Ways)
SM: SMD Type
SM1: Sm1 Type
VA: Single Rows Straight



3.00mm Wafer Single Row R/A SMD & Dip Type.


SM2 Type
SM1 Type
SM Type
A Type
Blank Type

WFRASM30-XX-XX
Blank: With Peg
A: With Board Lock
No. Of Contacts (2 To 12 Ways)
SM: SMD Type
SM1: SM1 Type
SM2: Sm2 Type
RA: Single Row R/A Type




4.20mm Wafer Single Row Straight Dip Type.

WFVA42-XX-PG
Blank: Without Peg
PG: With Peg
No. Of Contacts (2 To 6 Ways)
SA: Straight Single Row



4.20mm Wafer Single Row Straight & R/A Dip Type.


WFRA42-XX-PG-01
Blank: With Mounting Ear
01: Without Mounting Ear
PG: With Peg
No. Of Contacts (2 To 6 Ways)
RA: R/A Single Row
SA: Straight Single Row



3.96mm Wafer Straight & R/A & Reverse R/A Type.


WFR396-XX-XX
WFV396-XX-XX

WFV396-XX-XX
Blank: Standard Special Length
No. Of Contacts (2 To 15 Ways)
V: Straight Type
R: Right Angle Type
RR: Reverse R/A Type




3.96mm Housing Single Row Connector.

H396-XX
No. Of Contacts (2 To 15 Ways)
H: Housing Type




4.20mm Plug Housing Double Rows Connector.

HPD42-XX-01
Blank: With Mounting Ear
01: Without Mounting Ear
No. Of Contacts (2 To 24 Ways)
Plug Housing Double Rows



4.20mm Socket Housing Double Rows Connector.


HSD42-XX
No. Of Contacts (2 To 24 Ways)
Socket Housing Double Rows



3.96mm Wafer Straight & R/A & Reverse R/A & SMD Type.

WF1R396-XX
WF1R396-XX-01
WF1RR396-XX
WF1V396-XX
WF1V396-XX-01


WF1V396-XX-01
Blank: With Lock
01: Without Lock
No. Of Contacts (2 To 20 Ways)
V: Straight Type
R: Right Angle Type
RR: Reverse R/A Type



3.96mm Housing Single Row Connector.


HA396-XX
HA396-XX-SPX

HA396-XX-SPX
SPX: SPX Type
Blank: Standard
No. Of Contacts (2 To 20 Ways)
H: Housing Type




4.20mm Wafer Double Rows Straight Dip Type.

WF1DV42-XX-PG
PG: With Peg
Blank: Without Peg
No. Of Contacts (2 To 24 Ways)
V: Straight Double Rows




4.20mm Wafer Double Rows Straight & R/A Dip Type.

WFD42-XX-PG-01
Blank: With Mounting Ear
01: Without Mounting Ear
PG: With Peg
No. Of Contacts (2 To 24 Ways)
R: R/A Double Rows
S: Straight Double Rows



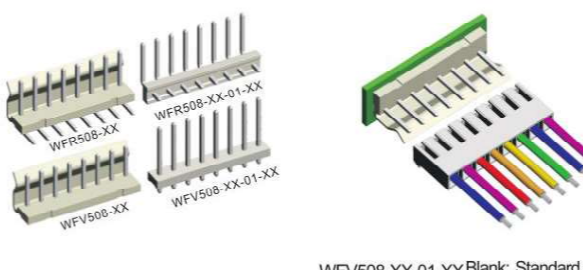
4.20mm Plug Housing Single Row Connector.

HPA42-XX-01
Blank: With Mounting Ear
01: Without Mounting Ear
No. Of Contacts (2 To 6 Ways)
Plug Housing Single Row



4.20mm Socket Housing Single Row Connector.


HSA42-XX
No. Of Contacts (2 To 6 Ways)
Socket Housing Single Row



5.08mm Wafer Single Row Straight & R/A Dip Type.


WFV508-XX
WFV508-XX-01-XX
WFV508-XX-01-XX

WFV508-XX-01-XX
Blank: Standard Pin Length
01: Without Lock
Blank: With Lock
No. Of Contacts (2 To 10 Ways)
V: Straight Type
R: Right Angle Type



5.08mm Housing Single Row Connector.


H508-XX
No. Of Contacts (2 To 10 Ways)
H: Housing Type



5.08mm Power Wafer Single Row Straight & R/A Dip Type.

WF1V508-04


No. Of Contacts (4 Ways)
V: Straight Type
R: Right Angle Type



6.35mm Dia. Plug Housing Connector.

HP635-XX


No. Of Contacts (2 To 15 Ways)
Plug Housing Type



Mini Din Connector Mating Mini Dim Cable

MDDS-XX-BK


BK:Black
GN:Green
PU:Purple
No. Of Contacts (6 or 12 Ways)
MDDS:Mini Din Double Row
MDS:Mini Din Singel Row



Modular JACK Mating, Modular JACK Cable

MJRSM-XPXC


No.Of Contacts (4/6/8 Ways)
Blank:Dip Type
SM:SMT Type
V: Straight Type
R: R/A Type



6.35mm Dia. Socket Housing Connector.

HS635-XX


No. Of Contacts (2 To 15 Ways)
R: Receptacle Housing Type



6.35mm Dia. Plug Wafer Straight Dip Type.

WFPV635-XX


No. Of Contacts (2 To 15 Ways)
V: Plug Straight Type



SATA Mating SATA Cable

SATPRSM-XX-A2


No.Of Contacts (07/15/22Ways)
RSM:R/A SMT Type
VSM: Straight Type
R:R/A Dip
V: Straight Type
P: Plug
S: Socket



HDMI Plug Series Mating HDMI Cable

HDPRSM-19SG


SG: Selective Gold Plated
No. Of Contacts
SM: SMT Type
Blank Dip Type
R: R/A Type
V: Straight Type
P: Plug S: Socket



SATA Socket R/A SMT Type Series

SATSRSM127-XX-ME


With Metal Tab
No. of Contacts (15/22pin)
SMT Type
Socket R/A Type



SATA Plug Straight Dip Type Series

SATPV127-XX-ME

With Metal Tab
No. of Contacts (7/15/22pin)
Plug Straight Type



D-sub Plug+Socket Double R/A Series


DBDR-XXPXXS-XX-RL

RL: Rivet W/Board Lock
01: Dim A 15.88mm
02: Dim 19.05mm
XXS: No. of Contacts (9/15/26pin) Socket
No. of Contacts (9/15/25pin) Plug



DBOP-XX-XX BK:Black
WH:White
No. Of Contacts (9/15/25 Ways)
OP: Solder Type Plug


DBOS-XX-XX BK:Black
WH:White
No. Of Contacts (9/15/25 Ways)
OS: Solder Type Socket



SATA Plug R/A SMT Type Series

SATPRSM127-XX

No. of Contacts (7/15/22pin)
SMT Type
Plug R/A Type



5.0mm Terminal Bloke Plug R/A Type Series

TB1RP50-XX


No. of Contacts (2~15pin)
RP: R/A Plug Type



D-SUB 90度公座

DBPH1-XX-RLH

RLH: Rivet W/Board Lock+ Hex Screw
No. Of Contacts (9/15/25 Ways)
H1: Height 8.08mm
H2: Height 10.3mm
P: Plug



D-SUB 90度母座

DBSH1-XX-RLH

RLH: Rivet W/Board Lock+ Hex Screw
No. Of Contacts (9/15/25 Ways)
H1: Height 8.08mm
H2: Height 10.3mm
S: Socket



Mico USB 5P

MUBSM-05

No. Of Contacts
SMT Type